


HPT/PER/GUD/012

Rev. No. 1



REPUBLIC OF KENYA

MINISTRY OF HEALTH

PHARMACY AND POISONS BOARD


**GUIDELINES ON SUBMISSION OF
DOCUMENTATION FOR REGISTRATION
OF HUMAN VACCINES**

JANUARY 2022

P. O. Box 27663 00506 Lenana Road Opposite Russian Embassy Nairobi,
Tel: +254-02-12345/6789, Fax: +254-02-12345,
Website:www.Pharmacyboardkenya.org.ke,Email:info@pharmacyboardkenya.org.ke


HPT /PER/GUD/012	GUIDELINES ON SUBMISSION OF DOCUMENTATION FOR REGISTRATION OF HUMAN VACCINES	Revision No. 1	Effective Date: 31/01/2022 Review Date: 01/ 12/2026
------------------	--	----------------	--

Prepared by Deputy Director, Product Evaluation and Registration

Sign..... 

Date..... 20/01/2022

Reviewed by Director, Health products and Technologies

Sign..... 


Date..... 20/01/2022

Checked by Head, Quality Management

Sign..... 

Date..... 21/01/2022

Authorized by CEO

Sign..... 

Date..... 21/01/2022

TABLE OF CONTENTS

ABBREVIATIONS AND ACRONYMS	1
ACKNOWLEDGEMENTS	2
ORIGINAL AUTHORS.....	2
GLOSSARY	4
IMPLEMENTATION RESPONSIBILITY AND EXISTING LEGAL FRAMEWORK ...	8
SCOPE.....	8
INTRODUCTION	8
2.1 Table of contents.....	17
2.2 Introduction.....	17
2.3 Overall quality summary (QOS).....	17
2.4 Overview and summary of the nonclinical studies.....	17
2.5 Overview and summary of the clinical studies.....	18
MODULE 3: QUALITY (CHEMISTRY, MANUFACTURING AND CONTROLS) –	
Submit in Searchable PDF.....	20
3.1 Table of contents of module 3.....	20
3.2.S. Immunogenic substances.....	20
3.2.S.1 General information, starting materials and raw materials	20
3.2.S.1.1 Nomenclature of immunogenic substance.....	20
3.2.S.1.3 Physicochemical Characterization and Biological Activity	21
3.2.S.1.3.1 Physicochemical Characterization:.....	21
3.2.S.1.3.2 Biological Activity	21
3.2.S.1.4 General description of the starting materials of biological origin used to obtain or extract the immunogenic substance.....	22
3.2.S.1.5 General description of the raw materials	23
3.2.S.2 Manufacture of the Immunogenic Substance.....	23
3.2.S.2.1 Manufacturer(s).....	24
3.2.S.2.2 Immunogenic substance manufacturing process.....	24
3.2.S.2.3 Controls of critical steps and intermediates.....	26
3.2.S.3 Characterization of the immunogenic substance.....	27
3.2.S.4 Quality control of the immunogenic substance.....	28
3.2. S.4.1 Specification of the immunogenic substance	28

3.2.S.4.2	Description of the analytical procedures.....	28
3.2.S.4.3	Analytical Method validation	28
3.2.S.4.4	Batch analysis and Production consistency.....	29
3.2.S.4.5	Justification of the quality specifications.....	29
3.2.S.5	Reference standards or materials	29
3.2. S.6	Packaging and container closure system	29
3.2.P	FINISHED IMMUNOGENIC PRODUCT.....	30
3.2.P.1	Description and Composition.....	30
3.2.P.2	Formulation development	31
3.2.P.2.1	Immunogenic Substance	31
3.2.P.2.2	Adjuvant, preservative, stabilizers, and excipients	31
3.2.P.2.2.2	Overages (name, dosage form)	32
	Any overages in the formulation(s) described in 3.2.P.1 should be justified.	32
3.2.P.2.2.3	Physicochemical and Biological Properties (name, dosage form).....	32
3.2.P.2.3	Development of the manufacturing process	32
3.2.P.2.4	Container closure system	33
3.2.P.2.5	Microbiological Attributes (name, dosage form).....	33
3.2.P.2.6	Compatibility (name, dosage form).....	33
3.2.P.3	Manufacture of finished immunogenic product.....	33
3.2.P.3.1	Manufacturer	33
3.2.P.3.2	Batch formula	34
3.2.P.3.3	Description of the manufacturing process.....	34
3.2.P.3.4	Control of critical and intermediate steps	34
3.2.P.3.5	Validation and/or evaluation of the processes	34
3.2.P.3.6	Description of the batch identification system.....	34
3.2.P.4	Control of the adjuvant, preservative, stabilizers, and excipients	35
3.2.P.4.1	Specifications	35
3.2.P.4.2	Analytical procedures	35
3.2.P.4.3	Validation of the analytical procedures	35
3.2.P.4.4	Justification of specifications.....	35
3.2.P.4.5	Substances of Human or Animal Origin.....	35
3.2.P.4.6	Novel adjuvant, preservative, stabilizer, and excipients	36
3.2.P.5	Control of the finished immunogenic product	36
3.2.P.5.1	Specifications	36
3.2.P.5.2	Analytical procedures	36
3.2.P.5.3	Validation of the analytical procedures	36
3.2.P.5.4	Lot consistency and analysis	37

3.2.P.5.5	Characterization and/or determination of impurities	37
3.2.P.5.6	Justification of specifications.....	37
3.2.P.5.7	Analytical certificates.....	37
3.2.P.6	Reference standards and materials	37
3.2.P.7	Container Closure System of the Finished Immunogenic Product	38
3.2.P.8	Stability of the Finished Immunogenic Product	38
3.2.P.8.1	Protocols and results of the stability study that justify the proposed validity period.....	38
3.2.P.8.2	Post-approval stability program	38
3.2.P.8.3	Stability data	39
3.2.P.8.4	Description of the procedures used to guarantee the cold chain as per WHO guidelines on the international packaging and shipping of vaccines.....	40
3.2.A.	APPENDICES	40
3.2.R:	SUMMARY LOT PROTOCOLS	42
3.3	LITERATURE REFERENCES	42
MODULE 4:	NON-CLINICAL INFORMATION - Submit in Searchable PDF	42
4.1	Table of contents of module 4	43
4.2	Reports on studies	43
4.2.1	Pharmacology.....	43
4.2.1.1	Pharmacodynamic studies (immunogenicity of the vaccine)	43
4.2.1.2	Pharmacodynamic studies of adjuvants (if applicable)	43
4.2.2	Pharmacokinetics.....	43
4.2.3	Toxicology	43
4.2.3.1	General toxicology	43
4.2.3.2	Special toxicology for vaccines (when applicable)	43
4.2.4	Special considerations.....	43
4.2.4.1	Live attenuated vaccines	43
4.3.	Literature references	44
MODULE 5:	CLINICAL STUDIES - Submit in Searchable PDF.....	44
5.1	Table of contents of Module V.....	45
5.2	Reports of Clinical studies	45
5.2.1	Phase I studies.....	45
5.2.2	Phase II studies.....	45
5.2.3	Phase III studies.....	45
5.2.4	Special considerations.....	46

5.2.5 Adjuvants.....	46
5.2.6 Phase IV studies.....	46
5.3 POST MARKET SURVEILLANCE FOR VACCINE.....	47
<i>Annex I:</i>.....	48
1.21 DECLARATION BY AN APPLICANT	57
<i>Annex II:</i>.....	58
EXPERT DECLARATION FORM	58
<i>Annex III</i>	59
MODULE 2.3: QUALITY OVERALL SUMMARY	59

ABBREVIATIONS AND ACRONYMS

CTD -	Common Technical Dossier (CTD)
EAC -	East Africa Community
EMA -	European Medicines Agency
EWG -	Experts Working Group
ICH -	International Council on Harmonization of Technical Requirements for Registration of Human Medicinal Products
IFPMA	International Federation of Pharmaceutical Manufacturers Association
GMP -	Good Manufacturing Practices
HIV -	Human Immunodeficiency Virus
MCB -	Master Cell Bank
MMR -	Measles-Mumps-Rubella
MRH -	Medicines Regulation Harmonization
NMRA-	National Medicines Regulatory Authority
NOAD -	New Onset Autoimmune Disease
NOCD -	New Onset Chronic Disease
PIC/S-	Pharmaceutical Inspection Cooperation Scheme
SDRAs	Stringent Drug Regulatory Authorities
SOP -	Standard Operating Procedure
TSE -	Transmissible spongiform encephalopathies
VVM	Vaccine Vial Monitor
WHO -	World Health Organization

ACKNOWLEDGEMENTS

ORIGINAL AUTHORS

EAC Expert working group on Medicine Registration 2016

REVIEWERS

Dr. Jonathan Meriakol, Senior Principal Regulatory officer, PER, DHPT, PPB

Dr. Ronald Inyangala – Deputy-Director, Senior Principal Regulatory Officer, Drug Product Evaluation and Registration (DPER) Department, HPT

Dr. Peter Mbwiri Ikamati, Chief Principal Regulatory officer, PER, DHPT, PPB

Dr. Serah Chebet Chesaro, Principal Regulatory officer, PER, DHPT, PPB

Dr. Eugene Odame, Senior Regulatory officer, Product Evaluation and Registration (PER) (MD&IVDs), DHPT, PPB

Dr. Ali Arale - Principal Regulatory Officer, Drug Product Evaluation and Registration (DPER) Department, Directorate of Health Products and Technologies)

Dr. James Owuor - Assistant Principal Regulatory Officer, Drug Product Evaluation and Registration (DPER) Department, Directorate of Health Products and Technologies)

Dr. Edwin Burugu - Assistant Principal Regulatory Officer, Drug Product Evaluation and Registration (DPER) Department Directorate of Health Products and Technologies

Mr. Alex Mutai - Assistant Principal Regulatory Officer, Blood and Blood Products Department, Directorate of Health Products and Technologies

Ms. Jacqueline Yahuma - Assistant Principal Regulatory Officer, Cosmetics Department, Directorate of Health Products and Technologies

Mr. Henry Chweya - Assistant Principal Regulatory Officer, Border line Products Department, Directorate of Health Products and Technologies

Mr. Peter Mugala - Senior Information and Communication Technology Officer; Drug Product Evaluation and Registration (DPER) Department, Directorate of Health Products and Technologies

Mr. Anthony Kemboi - Information and Communication Technology Officer; Drug Product Evaluation and Registration (DPER) Department, Directorate of Health Products and Technologies

Mr. Victor Kipchumba - Information and Communication Technology Officer Medical Devices Department Directorate of Health Products and Technologies

GLOSSARY

For the purposes of these guidelines, the following definitions shall apply:

Adjuvant

Means a component that potentiates the immune responses to an antigen and/or modulates it towards the desired immune responses.

Adverse Events Following Immunization

Any untoward medical occurrence which follows immunization and which does not necessarily have a causal relationship with the usage of the vaccine. The adverse event may be any unfavorable or unintended sign, abnormal laboratory finding, symptom or disease.

Combination Vaccine

Means a combination vaccine consists of two or more live organisms, inactivated organisms or purified antigens combined either by the manufacturer or mixed immediately before administration. (*Ref: FDA Guidance for Industry for the Evaluation of Combination vaccines for Preventable Diseases: Production, Testing and Clinical Studies*).

Batch (or lot)

A defined quantity of material produced in a process or series of processes so that it is expected to be homogeneous within specified limits.

(*European Federation of Pharmaceutical Industries and Association; GMP for API manufacturer, at <http://apic.cefic.org/pub/1gmp-api9604.pdf>*).

Follow-on manufacturer

New manufacturer of vaccine that has been granted market authorization by SDRA(s).

Immunogenic Substance

An immunogenic substance is the unformulated active substance which may be subsequently formulated with excipients to produce the medicinal product. Immunogenic substance may be whole bacterial cells, viruses, or parasites (live or killed), split bacterial cells, viruses, or parasites, crude or purified antigens isolated from killed or living cells; crude or purified antigens secreted from living cells, recombinant or synthetic carbohydrate, protein or peptide antigens, polynucleotides (as in plasmid DNA vaccines) or conjugates.

Manufacturer

A manufacturer is a natural or legal person with responsibility for manufacturing of a medicinal product or Immunogenic substance.

(Ref: *PHIS Glossary 2009, can be found on line*

at:<http://phis.goeg.at/index.aspx?alias=phisglossary>)

Master Cell Bank (MCB)

An aliquot of a single pool of cells which generally has been prepared from the selected cell clone under defined conditions, dispensed into multiple containers and stored under defined conditions. The MCB is used to derive all working cell banks. The testing performed on a new MCB (from a previous initial cell clone, MCB or WCB) should be the same as for the MCB unless justified.

Master Virus Seed (MVS)

A viral seed of a selected vaccine virus from which all future vaccine production will be derived, either directly, or via Working Virus Seeds.

Immunological product

A medicinal product is the finished dosage form of the immunogenic substance. The medicinal product contains the immunogenic substance(s) formulated with other ingredient in the finished dosage form ready for marketing. Other ingredients, active or inactive, may include adjuvants, preservatives, stabilizers, and/or excipients.

Officially recognized pharmacopoeia (or compendium)

The official recognized pharmacopoeias in the EAC Partners States are current version of the British Pharmacopoeia (BP), European Pharmacopoeia (Ph. Eur.), The International Pharmacopoeia (Ph. Int), Japanese Pharmacopoeia (JP) and United States Pharmacopoeia (USP)

Ongoing stability study

The study carried out by the manufacturer on production batches according to a predetermined schedule in order to monitor, confirm and extend the projected retest period (or shelf-life) of the immunogenic substance or confirm or extend the shelf-life of the medicinal product. (*WHO glossary of terms*).

Pilot Plant Scale

The production of a recombinant protein by a procedure fully representative of and simulating that to be applied on a full commercial manufacturing scale. The methods of cell expansion, harvest, and product purification should be identical except for the scale of production.

Pilot-scale batch

A batch of an immunogenic substance or medicinal product manufactured by a procedure fully representative of and simulating that to be applied to a full production-scale batch. For example, for solid oral dosage forms a pilot scale is generally, at a minimum, one-tenth that of a full production scale or 100 000 tablets or capsules, whichever is the larger; unless otherwise adequately justified. (WHO glossary of terms).

Primary batch

A batch of an immunogenic substance or medicinal product used in a stability study, from which stability data are submitted in a registration application for the purpose of establishing a retest period or shelf-life. (*WHO glossary of terms*).

Production batch

A batch of an immunogenic substance or medicinal product manufactured at production scale by using production equipment in a production facility as specified in the application.

Vaccine

Means a heterogeneous class of medicinal products containing immunogenic substances capable of inducing specific, active and protective host immunity against infectious disease.

(Ref: WHO guidelines on stability evaluation of vaccines)

Vaccine Vial Monitor (VVM)

The VVM is a heat-sensitive label attached to vaccine vials which gradually and irreversibly changes colour, from light to dark, as the vaccine is exposed to heat. It warns the health worker as to when a vial of a vaccine should be discarded because the vaccine is likely to have been degraded by exposure to heat.

Working Cell Bank (WCB)

The Working Cell Bank is prepared from aliquots of a homogeneous suspension of cells obtained from culturing the MCB under defined culture conditions.

Working Virus Seed (WVS)

A viral seed derived by propagation of virus from the MVS under defined conditions and used to initiate production cell cultures lot-by-lot.

IMPLEMENTATION RESPONSIBILITY AND EXISTING LEGAL FRAMEWORK

The Pharmacy and Poisons Board will ensure that the vaccine dossiers submitted for market authorization are complying with requirements as stipulated in the technical guidelines and in accordance with the relevant policies, laws, legal frameworks, guidelines, manuals and procedures existing in Kenya.

SCOPE

These guidelines are intended to provide general considerations and guidance on content and format for required information for regulatory submission of vaccines for the purpose of marketing authorization in the Kenya. For technical and product-specific guidance are referenced in this document.

The vaccine categories include: -

- (a) Microorganisms or toxins inactivated by chemical or physical means that retain appropriate immunogenic properties;
- (b) Living microorganisms that have been attenuated whilst retaining immunogenic properties;
- (c) Antigen extracted from microorganisms, secreted by them or produced by recombinant DNA technology; or
- (d) Antigen produced by chemical synthesis in vitro including chemically conjugated or modified natural antigen.
- (e) Inactivated antigen or toxins with enhanced immunogenicity by addition of adjuvants.

The principles expressed in this document may also apply to combined vaccines that are not explicitly mentioned.

INTRODUCTION

These guidelines have been developed to provide guidance to applicant for marketing authorization of human vaccines in the Kenya .

The work has been compiled by the East African Community (EAC) Experts Working Group (EWG) on Medicines Evaluation and Registration. The team relied on their experiences and knowledge on biotechnology manufacturing including specific requirements for vaccines of the respective Partner States individual countries, World Health Organization (WHO) and other key partners in the biotechnology sector.

The guidelines therefore provide product dossier requirements in support of market authorization of vaccines. One of the means for ensuring that products meet the required standards of quality, safety and efficacy is by conducting product specific pre-marketing assessments to determine whether the product should be registered. Submission of adequate documentation on quality, safety and efficacy of a vaccine will enable Pharmacy and Poisons Board to use the information and other factors to assess the suitability of the product for the intended use.

Compliance to these guidelines in the submission of applications will facilitate processing of applications and subsequent registration of the products. This will enable the product to be available to the consumers in a timely manner.

Pharmacy and Poisons Board exercises adequate regulatory oversight over vaccines because they are usually given to very large numbers of healthy individuals. It should be noted that vaccines differ from chemical drugs because of the biological nature of the source materials (such as those derived from microorganisms and viruses), the biological methods used to test them, the lack of a classical pharmacokinetic measurable mode of action and because they are highly complex substances. Some vaccines consist of live microorganisms suitably changed or attenuated to ensure that they no longer produce disease but can still produce a suitable immune response. Special expertise and procedures are needed for their manufacture, control, and regulation..

Before a vaccine is considered for approval, sufficient scientific and clinical evidence must be collected to show that it is safe, efficacious and of suitable quality. This scientific evidence includes results from human clinical trials and for acceptance; it should be evident that the benefits of the vaccine outweigh any risks associated.

When all above is in place, additional mechanisms like: Risk-based lot release program, Post-market changes, Post-market surveillance for compliance verifications as well as investigations of potential health hazards and other violations should be implemented.

Furthermore, regular inspections of manufacturers, packagers/labellers, testing laboratories, importers, distributors and wholesalers of vaccines may be conducted to ensure that they comply with Good Manufacturing Practices

(GMP). Alternatively, available and reliable evidence of compliance and non-compliance with good practice requirements can be leveraged as part of the risk-based inspection planning process as prescribed in the WHO guidance on good practices for desk assessment. These guidelines prescribe data, which is required to be submitted to Pharmacy and Poisons Board to demonstrate the safety, efficacy and quality of vaccines being applied for market authorization. The guidelines also describe the format in which dossiers should be presented in support of the application. According to the CTD format, each application is a collection of documents, grouped into 5 modules. Module 1 prescribes Administrative Information and Prescribing Information requirements, which is region specific. The Overviews and Summaries, Quality, Non-clinical, and Clinical modules have been described in Modules 2 to 5, respectively.

These guidelines should be read in conjunction with other international guidelines on quality, safety and efficacy as cited in this guideline namely the World Health Organization (WHO), European Medicines Agency (EMA) and International Conference of Harmonization (ICH).

MODULE 1: ADMINISTRATIVE AND PRODUCT INFORMATION

Module 1 should contain all administrative documents (for example, application forms and certifications), labelling, general correspondence and annexes (environmental assessments and overseas evaluation reports), as needed.

Documents should be organized in the order listed below. Generally, all of the documents in Module 1, other than the annexes, can be provided in a single volume in **Searchable PDF**.

The annexes to the module should be submitted in separate volumes. Official language is English as a mandatory language for all medicines.

1.1 Cover letter

Applicants should include a cover letter with all applications. A copy of the letter should be placed at the beginning of Module 1. The applicant shall sign the cover letter.

1.2 Comprehensive table of contents for all modules

Module 1 should include a comprehensive table of contents for the entire application. The comprehensive table of contents should include a complete list of all documents provided in the application by module. In the table of contents, the location of each document should be identified by referring to the volume numbers that contain the relevant documents.

1.3 Application form

An application to register a medicinal product for human use must be accompanied by a completed application form (**Annex I**). The application form should be dully filled electronic MS word with the

relevant information and attachments, dated, signed and stamped appropriately. The dated, signed and stamped page can be scanned and attached to the respective section. The application form can be downloaded from Website: **www.Pharmacyboardkenya.org** under guidelines section.

1.4 Product information

Provide copies of Summary of product characteristics, labels, package inserts and any information intended for distribution with the product to the patient.

1.4.1 Summary of product characteristics (SmPC)

The SmPC is the basis of information for healthcare professionals on how to use the medicinal product safely and effectively.

For more guidance refer to *EAC Guidelines on Format and Content of summary of product characteristics for pharmaceutical products*.

1.4.2 Primary package label

Submit the label proposed for the product's primary container, which should provide the following information as a minimum:

- (i) Proprietary, commercial or trade name
- (ii) Non-proprietary name
- (iii) Pharmaceutical form
- (iv) Concentration
- (v) Volume/content, if applicable
- (vi) Number of doses per vial (for multi-dose presentations)
- (vii) Route of administration
- (viii) Storage conditions (for multi-dose presentations include storage conditions after initial opening)
- (ix) Lot number
- (x) Manufacturing date
- (xi) Expiry date
- (xii) Name and Physical address of manufacturing site
- (xiii) Vaccine Vial Monitor (if applicable)

Note: The manufacturing date, physical address of the manufacturing site and storage conditions may be omitted on the primary container due to lack of space. The name of the manufacturer may be substituted with a trademark or other symbols. However, all these details should appear in full on the secondary packaging.

1.4.3 Secondary Package Label

Include the text proposed for the product's secondary packaging, which should provide the following information as a minimum:

- (i) Proprietary, commercial or trade name
- (ii) Non-proprietary name and standard used
- (iii) Pharmaceutical form
- (iv) Concentration
- (v) Content/volume
- (vi) Number of doses per vial (for multi-dose presentations)
- (vii) Route of administration
- (viii) Storage conditions for multi-dose presentations include storage conditions after initial opening
- (ix) Lot number
- (x) Manufacturing date
- (xi) Expiry date
- (xii) Shelf life after first opening the container/in use shelf life
- (xiii) Physical address of manufacturing site

1.4.4 Package insert

The Package insert shall be drawn up in accordance with the SmPC. The package insert shall contain the following information as a minimum:

- i. Proprietary, commercial or trade name
- ii. Non-proprietary or common name
- iii. Pharmaceutical form
- iv. Concentration, potency, or viral titre
- v. Content/Volume of the unit pack
- vi. Volume per dose
- vii. Number of doses per vial (for multi-dose presentations)
- viii. Composition
- ix. Excipients including Preservatives
- x. Cell substrate
- xi. Route of administration
- xii. Indications
- xiii. Immunization plan
- xiv. Proper use

- xv. Precautions
- xvi. Warnings
- xvii. Adverse Events
- xviii. Contraindications
- xix. Use during pregnancy and breast feeding

- xx. Storage of the product/storage conditions for multi-dose presentations include storage conditions after initial opening
- xxi. Name and address of the manufacturer of the finished product
- xxii. Name and address of the company responsible for packaging.
- xxiii. Description of vaccine vial monitor stages (if applicable)

For templates of package inserts for specific type vaccines refer For more guidance WHO list of inserts available at

http://www.who.int/immunization_standards/vaccine_quality/model_inserts/en/

1.4.5 Mock-up and specimens

If the product applicant has a specimen or mock-up of the sample(s) presentation of the medicine available at the time of initial application, it should be included in Module 1.4.4.

The purpose of this is to provide an example of the product, including accessories, if any, to verify that they correspond to what is described for the characteristics of the product under evaluation.

1.5 Information about the experts

A declaration should be sent signed by each of the experts who performed the product evaluation from the standpoint of quality, nonclinical studies and clinical studies. Attach a summary of their academic records and employment experience and state the professional relationship between the experts and the applicant of market authorization.

A sample of declaration form is provided as ***Annex II***.

1.6 Certificate of Good Manufacturing Practices (GMP)

Provide certificate of GMP compliance from a competent drug authority or SDRA. This should include manufacturers that are involved in any stage of the production process, for example manufacturer(s) of the finished

immunological product, immunological substance(s), the diluents, and those responsible for labelling and packaging the finished immunological product.

1.7 Good Clinical Practice (GCP) and/or Good Laboratory Practice (GLP)

Provide evidence such as accredited certificate for GCP or GLP for the sites participating in the clinical studies

1.8 Regulatory Status

1.8.1 Registration status from countries with Stringent Drug Regulatory Authorities (SDRAs)

Provide registration status of the vaccine applied for registration in the countries with SDRAs and attach evidence(s) for the same (for example approval letters, rejection letters, withdraw letters, etc.). Also a commitment for unlimited regulatory contacts of EAC with SDRAs should be given by the applicant.

1.8.2 Registration status in EAC Partner States

Provide registration status of the vaccine applied for registration in the EAC region and attach evidence(s) for the same.

1.8.3 List of countries in which a similar application has been submitted

The applicant should provide, in Module 1.8.3 of the dossier, a list of countries in which a similar application has been submitted, dates of submission (if available) and the status of these applications. This should detail approvals (with indications) and deferrals, withdrawals and rejections with reasons in each case.

1.8.4 Statement on whether an application for the product has been previously rejected, withdrawn or repeatedly deferred in the EAC Partner States

Applicant must declare whether a marketing application for the vaccine has been rejected prior to submission of the application in EAC. If the vaccine

has been rejected, repeatedly deferred, withdrawn or suspended then reasons must be stated.

1.9 Manufacturing and Marketing authorization

Submit a Certificate of Pharmaceutical Product in format recommended by the World Health Organization together with a valid Manufacturing Authorization for pharmaceutical production. If available, evidence for prequalification of vaccine by WHO should be submitted.

1.10 Product samples

A minimum of two samples of each pack size applied for registration should be submitted together with the application. The samples should be provided in the form in which it shall appear on the market for physical evaluation. Where justified, samples may be submitted in an electronic format.

1.11 Authorization of the local technical representative

Letter issued by the applicant authorizing the company to represent it and market the product in EAC Partner States.

1.12 Lot release certificate

Provide lot release certificate issued by the regulatory authority of the country of origin of the product or the regional regulatory authority responsible for its release. The certificate should correspond to those samples submitted with the application for licensing, as applicable.

1.13 Summary protocol of batch production and control

This protocol should follow the format recommended by the WHO in the specific requirements for the production and control of the specific product submitted for market authorization. These protocols are published in the WHO's Technical Report Series. For novel products for which there are no specific WHO recommendations, submit a template of the protocol proposed for its evaluation or a protocol that has been approved by the regulatory authority of the country of origin. This should be presented in section 3.2 R.

1.14 Environmental risk assessment

Include an evaluation of the possible environmental risks posed by the use and/or disposal of the vaccine and give proposals in that regard and the indications or warnings to be included on the product label or package insert.

MODULE 2: OVERVIEWS AND SUMMARIES

The purpose of this module is to summarize the quality (chemical, pharmaceutical, and biological); nonclinical and clinical information presented in modules 3, 4, and 5 in the market authorization application. The experts who draft these summaries should take an objective approach to the decisive points related to the quality of the product, clinical and nonclinical studies performed, report all pertinent data for the evaluation, and refer to the corresponding tables included in modules 3, 4, and 5. The information in module II should be presented in the following order:

2.1 Table of contents

An index should be included of the scientific information contained in modules 2

2.2 Introduction

A summary of the type of vaccine, composition, immunological mechanism, and proposed indications for the vaccine should be provided.

2.3 Overall quality summary (QOS)

To be submitted in electronic MS word only

A general summary of the quality of the product should be presented, related to the chemical, pharmaceutical, and biological aspects. This summary should refer exclusively to the information, data, and justifications included in module 3 or in other modules of the registration document.

This section should follow format as specified in the Quality Overall Summary template (*Annex III*).

2.4 Overview and summary of the nonclinical studies

To be submitted in electronic MS word only

A comprehensive and critical assessment of the results of the evaluation of the vaccine in animals and in vitro testing should be presented and the

safety characteristics of the vaccine for use in humans should be defined. Overview and summary of the results of the pharmacological, pharmacokinetic, and toxicological tests on animals and/or *in vitro* studies should be presented. The data should be presented as a written and tabulated summary, in the following order:

- (i) Introduction
- (ii) Written pharmacological summary
- (iii) Tabulated pharmacological summary
- (iv) Written pharmacokinetic summary (when appropriate)
Tabulated pharmacokinetic summary (when appropriate)
- (v) Written toxicological summary
- (vi) Tabulated toxicological summary

2.5 Overview and summary of the clinical studies

To be submitted in electronic MS word only

This section should include a critical analysis of the clinical results included in the clinical summary and in module V. Information should include a summary of the clinical development of the product, the design of the pivotal studies, and the decisions related to the clinical studies and their performance and it should include an overview of the clinical conclusions and an evaluation of the risks/benefits in relation to the results of the clinical studies and justification of the proposed dosages. All the data related to efficacy/effectiveness and safety assessed through the development of the product should be summarized in this section as well as any study limitations. Summaries should include of all the clinical studies performed and synopsis of each study.

The data should be presented in a written and tabulated summary in the following order:

- (i) Introduction
- (ii) Detailed discussion of the development of the product
- (iii) Overview of immunogenicity
- (iv) Overview of the efficacy

- (v) Overview of the safety
- (vi) Conclusions and risk/benefit analysis
- (vii) Bibliography

MODULE 3: QUALITY (CHEMISTRY, MANUFACTURING AND CONTROLS) – Submit in Searchable PDF

3.1 Table of contents of module 3

3.2.S. Immunogenic substances

The information requested under this section should be provided individually for each immunogenic substance in the vaccine.

Production of immunogenic substance, whether by fermentation, cultivation, isolation, or synthesis, usually starts with biological raw materials. Subsequent steps of the procedure involve preparation, characterization and purification of intermediates eventually resulting in the immunogenic substance.

The quality and purity of the immunogenic substance cannot be assured solely by downstream testing, but depends on proper control of the manufacturing processes. Proper control and attainment of minimal levels of impurities depend on:

- Appropriate quality and purity of the starting materials, including the seed lot system, cell banks and reagents;
- Establishment and use of in-process controls for intermediates;
- Consistent adherence to validated process procedures; and
- Adequacy of the final (release) control testing of the immunogenic substance

3.2.S.1 General information, starting materials and raw materials

This section should contain information on the source materials: source materials include any component/ unformulated immunogenic substance used in the manufacture of the immunogenic product (e.g. microorganisms, cells/ cell substrate, immunogen) their specifications and the tests used to demonstrate compliance with the Specifications. The following information should be provided:

3.2.S.1.1 Nomenclature of immunogenic substance

The following information should be provided:

- (a) Name of the immunogenic substance based on the WHO or pharmacopoeial requirements, as appropriate:

- (b) The biological name (including strain and/or clone designation) or chemical name, including any approved name:
- (c) For combination vaccines, each immunogenic substance, which will be pooled, combined with other antigens and formulated:
- (d) Any chemical modification or conjugation of the immunogenic substance
- (e) List of any inactive substances, which may be present in the immunogenic substance including impurities and residual proteins.

3.2.S.1.2 Structure

Provide the structural and molecular formula and relative molecular mass, when applicable, for example in synthetic vaccines containing polysaccharides or proteins. In this case, include the schematic amino acid sequence, indicating the glycosylation sites or other modifications and relative molecular mass.

3.2.S.1.3 Physicochemical Characterization and Biological Activity

3.2.S.1.3.1 Physicochemical Characterization:

Provide the description and characterization of the immunogenic substance, including physicochemical properties. The information provided should include the degree of derivatization or conjugation, the amount of unmodified substance removal of free materials (e.g., toxins, linkers, etc.), and the stability of the modified substance

Additional physicochemical characterization may be required for modified immunogenic substances such as conjugates, multiple antigen peptides (MAP), impurities, residual proteins and residual rDNA or those undergoing further chemical or enzymatic modifications.

3.2.S.1.3.2 Biological Activity

A description and results of all relevant in vivo and in vitro biological testing (bioassays) performed on the manufacturer's reference standard lot or other relevant lots to demonstrate the potency and activity (ies) of the immunogenic should be provided.

This section should include a complete description of the protocol used for each bioassay, the control standards used, the validation of the inherent variability of the test, and the established acceptance limits for each assay. The characteristics of specific antibodies used in the immunochemical or serological assays should also be included.

Further information can be obtained from ICHQ6B.

3.2.S.1.4 General description of the starting materials of biological origin used to obtain or extract the immunogenic substance

For each biological starting material a summary of safety of the material with respect to contamination by other microorganism should be provided:

- (a) Strain(s) Information should be provided on the origin, number of passes, identification, analysis certificates, processes of attenuation, development or construction and genetic stability, depending on type of vaccine strains.
- (b) Master/working seed bank systems - origin, identification, characterization, preparation method, analysis certificates, determination of foreign agents, stability, controls, and frequency of the tests, definition of the number of passes. In the case of cell banks, information should be provided to demonstrate that the characteristics of the cells remain unaltered in the passes used in production and successively. The cell bank system generally consists of two tiers: a Master Cell Bank (MCB), and a Working Cell Bank (WCB) generated from the MCB for vaccine manufacturing. In some instances, another tier of 'Primary Cell Bank' may be established which allows the manufacturers to perform extensive testing on a pool of cryopreserved primary cells prior to their usage in vaccine production.
 - (i) Master Cell Bank (MCB): The cells comprising the MCB should be identified and a complete history and characterization of the MCB should be provided. For recombinant products, the cell substrate used to establish the MCB is the transfected cell containing the desired genetic construct, which has been cloned from a single cell progenitor. For non-recombinant products, the cell substrate is the cell from the parental cell line chosen for preparation of the MCB without further modification. For a diploid cell line the population doubling level chosen for the MCB should be given.
 - (ii) Working Cell Bank (WCB): This section should contain a description of the procedures used to derive a WCB from the MCB. The description should include the identification system used for the WCB as well as the procedures for storage and cataloguing of the WCB. The assays used for qualification and characterization of each new WCB should be included with the results of those assays for the WCB currently in use. If applicable, a description of animal passage of the WCB performed to assure the presence of virulence factors, which are protective antigens, should be supplied. This section should also

contain a description of the methods and procedures used to assure culture purity and identity.

- (iii) End of Production Cells (EPC): For rDNA derived immunogenic substances, a detailed description of the characterization of the EPC that demonstrates that the biological production system is consistent during growth should be provided. The results of the analysis of the EPC for phenotypic or genotypic markers to confirm identity and purity should be included. This section should also contain the results of testing supporting the freedom of the EPC from contamination by adventitious agents. The results of restriction enzyme analysis of the gene constructs in the EPC should be submitted. For recombinant DNA (rDNA) derived products and rDNA modified cell substrates, detailed information shall be provided regarding the host cell and the source and function of the component parts of the recombinant gene construct.
- (iv) Use of fertilized eggs. Information on their origin, identification, quality certificates should be provided.

Further information can be obtained in ICHQ5A, ICHQ5B, ICH Q5C and ICHQ5D

3.2.S.1.5 General description of the raw materials

These are raw materials used in the preparation process from which the immunogenic substance is not directly derived, such as culture media, bovine fetal serum, etc. Applicant should submit information on manufacturer(s) (name and address), quality certificates and any controls performed. In the case of raw materials of animal origin, describe the origin and criteria for selection, shipping, and conservation, and submit a

certificate on reduction of the risk of transmission of agents related to animal spongiform encephalopathy and the risk of porcine circoviruses.

A list of all materials (culture media, buffers, resins for peptide synthesis, chemicals, columns, etc.) used in the manufacture of the immunogenic substance, and their tests and specifications, or reference to official compendia, should be provided.

For purchased materials, representative certificates of analysis from the supplier(s) and/or manufacturer's acceptance criteria should be provided.

3.2.S.2 Manufacture of the Immunogenic Substance

3.2.S.2.1 Manufacturer(s)

Provide the name(s), physical address (es) of the manufacturing site, unit(s) and/or block(s) involved in all stages of manufacturing processes. Provide a valid manufacturing licence and/or certificates of GMP compliance of the sites and other pertinent organizational information for each manufacturer responsible for any portion of the manufacture or testing operations for the immunogenic substance. This may include independent contractors or other company subsidiaries serving as contractors, or other locations/sites owned and operated by the applicant. Also in this section there should include a discussion of the operations performed by each party and the responsibilities delegated to each party by the applicant.

Manufacture of Other substances: Provide a comprehensive list of all additional products that are manufactured or manipulated in the same areas used to produce the immunogenic substance that is the subject of this application should be provided.

3.2.S.2.2 Immunogenic substance manufacturing process

Provide detailed description of the manufacturing processes and controls to demonstrate proper quality control and prevention of possible contamination with adventitious agents. The inclusion of a list of all relevant SOPs is required; however, actual copies of the SOPs are not required, as these will be verified on site during GMP inspection.

Submit a description of the manufacturing process that includes all the stages. A typical production process for a vaccine starts with a vial(s) from the respective seed and / or cell bank, including cell cultures, harvest(s), purification, modification reactions (when applicable), filling, storage, and transfer conditions. Where applicable, include the number of passages.

The description should be accompanied with a flow chart of the production process, showing all the manufacturing steps, including intermediate processes. For multiple immunogenic substances prepared from a single strain, a common flow chart is acceptable, through the propagation and harvest cycle, with indications of where the processing diverges. This flow chart should show the steps in production, equipment and materials used, room or area where the operation is performed (may reference diagrams in other sections of the application), and a complete list of the in process controls and tests performed including specifications and acceptance criteria on the product at each step.

In-process holding steps should be included, with time and temperature limits indicated. For chemical synthesis, a flow chart should include all the

steps in a general synthesis cycle with other specific steps, such as fragment condensation or peptide cleavage, indicated.

For recombinant DNA (rDNA) derived products and rDNA-modified cell substrates, detailed information should be provided regarding the host cells, and the source and function of the component parts of the recombinant gene construct.

For synthetic immunogenic substance such as linear or complex synthetic peptides, or modified synthetic or semi-synthetic immunogens like lipopeptides, peptide to carrier protein or polysaccharide to carrier protein conjugates, the detail of the peptide synthesis including purification procedures should be provided.

Provide a description of the lot identification system. Identification of the lot in each stage of the process, including when mixtures are made. Also submit information on the manufacturing scale and lot size.

Provide a description and validation of the inactivation or detoxification process. The methods and agents used, parameters controlled, and production stage in which it is performed should be described where applicable. For toxoid/inactivated vaccine, the detoxification/inactivation procedures should be described in detail for the immunogenic substances:

- (i) The method(s) and agent(s) used for detoxification/inactivation;
- (ii) The stage in production where detoxification/inactivation is performed; and
- (iii) The parameters that are monitored.
- (iv) Verification of the adequacy of the method for detoxification/inactivation should be provided.

Description of the purification process: Method used reagents, and materials used, operating parameters controlled, and specifications. The conditions for the use and re-use of membranes and chromatography columns and the respective validation studies should be described.

Description of the conjugation process: Indicate when applicable and/or when a modification of active ingredients is done. Also, include information on the origin and quality control of the starting material used to obtain the substance used as a protein carrier.

Stabilization of the immunogenic substance: Description of the steps performed to stabilize the immunogenic substance, for example, the addition of stabilizers or other procedures, when applicable.

Reprocessing: Description of the procedures established for reprocessing the active ingredient or any intermediate product; criteria and justification. This section should include detailed information on any reprocessing that may be done on each immunogenic substance. The information provided for each reprocessing procedure should include:

- (i) A description of the conditions or criteria, determined from process controls or specifications, which indicate the need for re-processing; a description of the reprocessing step;
- (ii) A description of any additional or modified in-process controls or specifications which are included to monitor re-processing steps;
- (iii) A description of the modifications in batch numbers and documentation of re-processing in the Batch Production Record (BPR); and
- (iv) The evidence derived from validation studies, which assure that product identity, purity, potency, and stability is preserved for re-processed batches.
- (v) Methods and agents used, parameters controlled, and production stage in which it is performed.

Filling Procedure: Provide description of the procedure for packaging the active ingredient, process controls, acceptance criteria, type of container closure system, type of seal on the container used to store the active ingredient, storage and transfer conditions, when applicable.

3.2.S.2.3 Controls of critical steps and intermediates

Identification of critical steps in the process and controls performed, from the original inoculation until the active substance is obtained, defining the operational parameters or aspects to be controlled during the critical stages, including specifications should be provided.

For all in-process testing indicated in the Flow Charts, a brief description of the sampling procedures and the test methods used should be provided. For testing performed at significant phases of production criteria for accepting or rejecting an in-process batch should be specified.

3.2.S.2.4 Process Validation and/or evaluation

Provide information on validation/and or evaluation of the manufacturing process of immunogenic substance. It should include reprocessing, sterilization, establishment of critical steps, and criteria for establishing the control limits on the critical steps. A summary report, including protocols and results, should be provided for the validation studies of each critical process or factor that affects immunogenic substance specifications, i.e., a decision to accept or reject a batch.

Consistency of the manufacturing process for each vaccine component shall be demonstrated by manufacturing at least three, preferably consecutive batches of immunogenic substances of a size corresponding to that of routine production.

Further requirements on individual vaccines can be obtained in *Guidelines for validation of Production Processes for Vaccines for WHO Prequalification-Compliance Expectations and WHO TRS*

3.2.S.3 Characterization of the immunogenic substance

This section should contain a description of all analytical testing performed to characterize the immunogenic substance with respect to identity, purity, potency, and stability.

Test results should include actual data such as tabular data, legible copies of chromatograms or spectra, photographs of gels or immunoblots, actual histograms of cytometric analysis, or other appropriate formats. Results for quantitative assays should be presented as actual data, not generally as "Pass" or "Fail."

Impurities that should be characterized and quantitated include:

- (i) Product related impurities (variants or alterations of antigen occurring during processing or storage).
- (ii) Process related impurities: Media components; Cell substrate proteins or nucleic acids; or Process reagents which have not been removed by the purification process.

Note: For highly purified substances, purity in reference to the theoretical composition should be presented.

Further requirements on individual vaccines can be obtained from *WHO TRS 978, Annex 3 and ICHQ6B*.

3.2.S.4 Quality control of the immunogenic substance

3.2. S.4.1 Specification of the immunogenic substance

This section should contain the specifications and tests for each immunogenic substance.

The specifications should include assays for identity, purity, potency (biologic effect), physicochemical measurements, which predict potency, and measures of stability.

In some cases, test results for the stabilized intermediates of component antigens should be included in the final release of the immunogenic product.

Further requirements on individual vaccines can be obtained in W.H.O TRS. Information on test procedures and acceptance criteria can be obtained in ICHQ6B.

3.2.S.4.2 Description of the analytical procedures

Provide full description of analytical procedures used for carrying out tests provided in the specification should be provided where such methods are adopted from standard, a declaration should be given any differences should be described.

Further requirements can be obtained in ICH Q6B.

3.2.S.4.3 Analytical Method validation

All analytical method used in carrying out assay and impurities of immunogenic substances should be validated and validation reports should be provided.

The results of studies validation the specificity, sensitivity, and variability of each method used for release testing shall be provided. Where applicable this shall include descriptions of reference standards and their validation. For Analytical methods in compendial sources, the appropriate citations should be provided.

Further requirements can be obtained in WHO Recommendation for the preparation, characterization and establishment of international and other biological reference standards, TRS 932 annex 2, should be referred.

3.2.S.4.4 Batch analysis and Production consistency

Provide a summary protocol of the production and control of three consecutive lots of immunogenic substances, analysis certificates in the event this information is not included in the summarized protocol for the finished immunogenic substances, an analysis of the results of these lots in terms of production consistency.

3.2.S.4.5 Justification of the quality specifications

Discussion of the impurities in the immunogenic substance should be provided. The identity and quantity of impurities should be provided along with the analytical data (gels, elution profiles, Western blots, etc.), which support the impurities profile.

Provide a justification for all the tests and acceptance criteria. Further requirements can be obtained in ICH Q6B.

3.2.S.5 Reference standards or materials

Provide a detailed description of the reference standards or materials used and their certificate of analysis. A description of the preparation, characterization, and stability of primary and working reference standards should be provided. A detailed description of the procedures to qualify new lots of reference standards and acceptance criteria for a new reference standard should be included. The rationale and use of the reference standards in assuring consistency in product characteristics shall be described.

Further requirements can be obtained in the *WHO Recommendations for preparation of standards TRS 932 Annex 2*.

3.2. S.6 Packaging and container closure system

Provide the full description of the container closure system in which the immunogenic substance will be stored until used for preparing the finished immunogenic product. The information should include identification of all the materials that constitute the packaging container closure system and their specifications. When applicable, discuss the types of materials selected with respect to protection of the active ingredient against humidity and light.

3.2.S.7 Stability

Provide information on the stability of the immunogenic substance and any in-process material at each holding step, as outlined in the guideline references below.

- Protocol for the stability study, results and conclusions should include the study conditions, including all the storage conditions (temperature, humidity, light) in which the vaccine is evaluated, analytical method, specifications, results, and conclusions.
- Stability program or stability commitment; Refers to the continuation of the stability study, including the number of lots to be included in the study each year and the tests to be performed.
- Stability data. Should include complete data from each batch evaluated during stability studies.
- Storage and transportation conditions for the immunogenic substance, when applicable. Describe the equipment used, areas, and buildings (if pertinent) and the shipping and storage conditions.

Further information can be obtained in *WHO Guidelines on stability evaluation of vaccines, 2006* and *ICHQ5C*.

3.2.P FINISHED IMMUNOGENIC PRODUCT

This section should contain information on the final immunogenic product including all immunogenic substances, adjuvants and excipients in the final immunogenic product. If any proprietary preparations or mixtures are used as components, the information provided should include a complete statement of composition and other information that will properly describe and identify these materials.

Appropriate information may be cross-referenced to those under immunogenic substance section.

For diluents and reconstitution solvents, entire section 3.2.P should be included in the submission.

3.2.P.1 Description and Composition

Provide a description of the finished immunogenic product, its composition, a list all components in the finished immunogenic product, including immunogenic substance(s), adjuvants, preservatives, stabilizers, and excipients, stating the function of each of them and other ingredients, with their unit doses and batch quantities specified.

Where applicable, the quantity may be expressed as percentage or molarity.

For lyophilized products, also include a description of the diluent and the container closure system employed for the diluent.

Tables in Quality Overall Summary should be used to summarize unit composition of the immunogenic product

3.2.P.2 Formulation development

3.2.P.2.1 Formulation development

Provide the studies performed to establish the dosage form, formulation, manufacturing process, and the container closure system used for final immunogenic product. The studies to be described in this section are different from the routine quality control tests performed in accordance with the product specifications.

Further information can be obtained in ICHQ8.

3.2.P.2.1 Immunogenic Substance

Compatibility information/data with the rest of the components in the finished immunogenic product, including adjuvant, preservative, and stabilizers should be demonstrated, as applicable. Compatibility with diluents or reconstitution solvent should also be provided. For products that contain more than one immunogenic substance, the compatibility of the immunogenic substances with each other should also be evaluated.

3.2.P.2.2 Adjuvant, preservative, stabilizers, and excipients

This section should contain a list of the chemical formula and precise quantity of each adjuvant per unit dose. Whether the quantity of adjuvant is determined by assay or by calculation should be indicated and the method used should be described.

Adjuvant

The mechanism of association and association efficiency between antigen and adjuvant should be defined and described. Aspects that are critical for the biological properties of the adjuvant-antigen combination (e.g. adsorption, binding characteristics) should be identified and monitored. If more than one adjuvant is to be incorporated, appropriate information for each adjuvant should be supplied and compatibility studies should be performed on the intended combination of adjuvant(s) and antigen(s).

The entire manufacturing process of the adjuvant-antigen combination should be described in detail.

Preservatives

Each preservative should be identified by chemical as well as any trade name or reference to compendial sources. A rationale should be provided for the inclusion of a preservative in single dose finished products. The results of the preservative effectiveness studies should be included or reference may be made to other files.

Further requirements for DT based combined vaccines can be obtained in *recommendations to assure the quality, safety and efficacy of DT-based combined vaccines; WHO Technical Report Series, No. 800, annex 6.*

Stabilizers and Excipients

This section should contain a list of all inactive components with the rationale for the inclusion of each in the final product. The information provided should include certificates of analysis, results of analytical testing, or other information that will describe or identify each excipient. If compendial excipients are used, citations may be included *in lieu* of analytical testing. Excipients may include, but not be limited to:

- Diluents (molarity, pH should be included for these);
- bulking agents;
- adsorbents (other than adjuvants); and
- stabilizers (e.g., sugars, wetting agents).

3.2.P.2.2.2: Overages (name, dosage form)

Any overages in the formulation(s) described in 3.2.P.1 should be justified.

3.2.P.2.2.3: Physicochemical and Biological Properties (name, dosage form)

Parameters relevant to the performance of the drug product, such as pH, biological activity or potency, and/or immunological activity, should be addressed.

3.2.P.2.3 Development of the manufacturing process

Provide description of the selection and optimization of the manufacturing process, particularly for critical aspects. The scientific rationale for the selection, optimization and scale-up of the manufacturing process should be explained, in particular the critical aspects

3.2.P.2.4 Container closure system

The suitability of the container-closure system used for the storage, transportation (shipping) and use of the FPP should be discussed. This discussion should consider, e.g. choice of materials, protection from moisture and light, compatibility of the materials of construction with the dosage form (including sorption to container and leaching) safety of materials of construction, and performance (such as reproducibility of the dose delivery from the device when presented as part of the finished product)

3.2.P.2.5 Microbiological Attributes (name, dosage form)

Contaminants in a product include all adventitiously introduced materials not intended to be part of the manufacturing process, such as chemical and biochemical materials (e.g., microbial proteases) and/or microbial species should be evaluated. The selection and effectiveness of preservative systems in products containing antimicrobial preservatives should be discussed.

Contaminants should be strictly avoided and/or suitably controlled with appropriate in-process acceptance criteria or action limits for drug substance or drug product. For the special case of adventitious viral or mycoplasma contamination, the concept of action limits is not applicable, and the strategies proposed in *ICH guidances; Q5A Quality of Biotechnological/Biological Products: Viral Safety Evaluation of Biotechnology Products Derived from Cell Lines of Human or Animal Origin and Q5D Quality of Biotechnological/Biological Products: Derivation and Characterization of Cell Substrates Used for Production of Biotechnological/Biological Products*

3.2.P.2.6 Compatibility (name, dosage form)

The compatibility of the drug product with reconstitution diluent(s) or dosage devices (e.g., precipitation of drug substance in solution, sorption on injection vessels, stability) should be addressed to provide appropriate and supportive information for the labeling.

3.2.P.3 Manufacture of finished immunogenic product

3.2.P.3.1 Manufacturer

Provide the name(s), physical address (es) of the manufacturing site, unit(s) and/or block(s) involved in all stages of manufacturing processes. Applicant should provide valid manufacturing licence and/or certificates of GMP compliance of the sites and other pertinent organizational information for

each manufacturer responsible for any portion of the manufacture or testing operations for the finished immunogenic products.

3.2.P.3.2 Batch formula

Provide the formula of the production lot, including a list of all components of the immunogenic product to be used in the manufacturing process, their amounts on a per batch basis, including overages, and a reference to their quality standards.

3.2.P.3.3 Description of the manufacturing process

Provide a flowchart of the process, including all the steps in the process and indicate the points, at which the material enters the process, identify the critical steps and control points in the process, intermediate products, and final product. Also include a narrative of the manufacturing process, equipment and materials used, the room or area where the operation is performed (may reference the simple floor diagram), in process controls, and the critical points identified. Further requirements for DT based combined vaccines can be obtained in *recommendations to assure the quality, safety and efficacy of DT-based combined vaccines; WHO Technical Report Series, No. 800, annex 6.*

3.2.P.3.4 Control of critical and intermediate steps

Provide the tests and acceptance criteria developed to identify the critical steps in the manufacturing process and how they were controlled. A listing of the in-process controls and tests performed on the product at each step should be submitted. Information on the quality and control of intermediates isolated during the process should be provided.

3.2.P.3.5 Validation and/or evaluation of the processes

Provide a description, documentation, and results of the studies on validation and/or evaluation of the manufacturing process, including the critical steps or critical tests employed in the manufacturing process. Further requirements can be obtained in *Validation of Production Processes for Vaccines for WHO Prequalification- Compliance Expectations documentation.*

3.2.P.3.6 Description of the batch identification system

Provide information on how the lots are defined in the stage of filling, lyophilisation (if it applies) and packaging.

3.2.P.4 Control of the adjuvant, preservative, stabilizers, and excipients

3.2.P.4.1 Specifications

Provide information on the specifications for all the substances (adjuvant, preservative, stabilizers, and excipients etc.) employed in the formulation of the finished immunogenic product that are different from the immunogenic substance. List of raw materials meeting in-house specifications including the tests performed and specifications of Biological starting materials (human or animal origin) with information on the requirements to avoid risk of transmissible spongiform encephalopathies (TSEs) and human diseases (HIV, hepatitis, etc) in the final product including Certificate of Suitability (CEP). The information should be provided as appendices to module 3. (3.2.A). Further information can be found in ICHQ6B

3.2.P.4.2 Analytical procedures

Provide the description or bibliographic reference of the analytical methods used to control all the substances (adjuvant, preservative, stabilizers, and excipients etc.) employed in the formulation of the finished immunogenic product.

3.2.P.4.3 Validation of the analytical procedures

All analytical method used to control the substances (adjuvant, preservative, stabilizers, and excipients etc.) used in formulating the final product should be validated and validation reports should be provided if applicable.

Further information can be found in ICHQ6B and ICHQ2B

3.2.P.4.4 Justification of specifications

Provide a justification of the specifications of the substances (adjuvant, preservative, stabilizers, and excipients etc.) used in formulating the final product.

Further information can be found in ICHQ6B.

3.2.P.4.5 Substances of Human or Animal Origin

Provide information on the source, origin, description of the quality tests performed, specifications, determination of adventitious agents, and viral safety. For all ingredients of human or animal origin, testing results or

certificates of analysis demonstrating their freedom from adventitious agents should be provided.

3.2.P.4.6 Novel adjuvant, preservative, stabilizer, and excipients

When used for the first time in a vaccine for human use or for a new route of administration, provide all information on the manufacture, characterization, and control, and data supporting safety established in nonclinical and clinical studies in relation to the active ingredient used. Further requirements can be obtained in the

EMA guidelines on adjuvants for vaccine for human use, London, 20 January 2005, WHO Guidelines on the nonclinical evaluation of vaccine adjuvants and adjuvanted vaccines, Recommendations to assure the quality, safety and efficacy of DT-based combined vaccines; WHO Technical Report Series, No. 980, annex 6 and WHO Guidelines on Transmissible Spongiform Encephalopathies in relation to Biological and Pharmaceutical products

3.2.P.5 Control of the finished immunogenic product

3.2.P.5.1 Specifications

This section should contain a description of tests and specifications for finished immunogenic product. At minimum, specifications should contain test and acceptance criteria for description and appearance, identity, quantity, potency, purity and impurities.

Further information on requirements for tests for sterility, Bacterial endotoxins, pyrogenicity etc. can be obtained in individual vaccines WHO TRS.

General information on specifications can be found in ICHQ6B.

3.2.P.5.2 Analytical procedures

Provide information on the analytical procedures used for quality control of the finished product should be provided.

3.2.P.5.3 Validation of the analytical procedures

Provide information on the validation of the analytical procedures for the finished immunogenic product, including experimental data. This information should include complete description of the protocol used for each bioassay, the control standards, the validation of inherent variability of test and the establishment of acceptance limits for each assay.

Further information can be found in ICHQ6B and Q2B.

3.2.P.5.4 Lot consistency and analysis

Provide a description of all test methods selected to assure the identity, purity, strength and/or potency, as well as the lot-to-lot consistency of the finished immunogenic product and the specifications used for the immunogenic product.

The production and control protocols for at least three lots of finished product should be submitted and an analysis of the results for those lots in terms of production consistency. Batch/lot release certificates issued by the relevant regulatory Authority in the country of the manufacture with the aim of the confirmation of consistency of production at each lot of vaccines should be submitted for three consecutive batches.

3.2.P.5.5 Characterization and/or determination of impurities

Provide details on the characterization and/or determination of impurities, as applicable, depending on the method used to manufacture the immunogenic product submitted for market authorization.

3.2.P.5.6 Justification of specifications

Provide justification of the specifications proposed for the immunogenic product. Further information can be found in ICHQ6B.

3.2.P.5.7 Analytical certificates

Provide certificates of analysis and analytical results for at least three consecutive batches of the immunogenic product signed by manufacturer. Further requirements can be obtained in the ICH Q6B and *Guidelines for Independent Lot Release of Vaccines by Regulatory Authorities World Health Organization 2010*.

3.2.P.6 Reference standards and materials

Provide information on the reference standards and/or materials used in the tests to control the finished immunogenic product.

ICH Q6B should be consulted for further requirements.

3.2.P.7 Container Closure System of the Finished Immunogenic Product

A description of the container-closure systems should be provided, including the identity of materials of construction of each primary packaging component and its specification. The specifications should include description and identification (and critical dimensions, with drawings where appropriate).

For non-functional secondary packaging components (e.g. those that neither provide additional protection nor serve to deliver the product), only a brief description should be provided. Suitability information should be located in 3.2.P.2.

Further requirements can be obtained in *The WHO Guidelines on packaging for pharmaceutical products*

3.2.P.8 Stability of the Finished Immunogenic Product

3.2.P.8.1 Protocols and results of the stability study that justify the proposed validity period.

Submit the stability study including the study protocol, specifications, analytical methods, detailed description of the container closure system for the product evaluated, storage conditions (temperature and relative humidity), results for at least three lots of finished immunogenic product prepared from different lots of immunogenic substances, conclusions, and proposed validity period. The professional in charge of the study should sign the stability studies. It is important to provide additional studies on the stability of the vaccine in intermediate stages in the manufacturing method that require different temperatures from the storage temperature, studies of challenge temperatures, photosensitivity or other specifications, depending on the type of vaccine, evaluated for at least three lots. For lyophilized vaccines demonstrate the compatibility between the lyophilized product and the diluent.

3.2.P.8.2 Post-approval stability program

Include the stability program or stability commitment to be carried out once the vaccine is in the market, including the number of lots to be included in the study each year and the tests to be performed. These results should be submitted periodically to update the information on the stability of the vaccine evaluated.

3.2.P.8.3 Stability data

Evidence shall be provided to demonstrate that the product is stable for the proposed validity period under the indicated storage conditions.

The stability of each dosage form should be separately documented.

The summary results, which support the proposed expiration-dating period, under recommended conditions, in the final container and closure system, should be provided.

Stability data submitted should be for at least three consecutive batches. Information on stability of final immunogenic product, quality control methods and rationale for the choice of tests for determining stability should be provided.

Information on the dates of manufacture of the lots, the lot numbers, the vial and dose size, and the scale of production.

Describe the policy for assigning the date of manufacture of each component as well as the final product (e.g combination vaccine) and diluents, as appropriate.

In addition to final product stability data at the recommended storage temperature, the stability data at elevated temperatures should be sufficient to justify the choice of Vaccine Vial Monitor (VVM) for use with the product.

For lyophilized products the data supporting the shelf-life of the product following reconstitution should be included.

If the immunogenic product is frozen, data supporting the stability of the product through a stated number of freeze-thaw cycles should be provided.

A plan for an on-going stability program should be provided. This should include the protocol to be used, number of final lots to be entered into the stability protocol each year and how such lots will be selected. A stability study protocol should be provided.

For multi-dose vaccines, the *WHO policy statement Multi-dose Vial Policy (MDVP) for vaccines* should be consulted.

For extended controlled temperature conditions (ECTC) stability; *WHO Guidelines on the stability evaluation of vaccines for use under extended controlled temperature conditions, Technical report series number 999, Annex 5* should be consulted.

3.2.P.8.4 Description of the procedures used to guarantee the cold chain as per WHO guidelines on the international packaging and shipping of vaccines

Describe in detail the measures used to guarantee adequate temperature and humidity conditions for shipping the finished immunogenic product from the place of production to the place of final sale, including all the storage and distribution stages and indicating the controls performed in each of the stages. Signed declaration from authorized personnel should be provided.

Further requirements can be obtained in the WHO Guidelines on stability evaluation of vaccines, 2006 and ICH Q5C.

3.2.A. APPENDICES

3.2.A.1 Facilities and Equipment (name, manufacturer)

A diagram should be provided illustrating the manufacturing flow including movement of raw materials, personnel, waste, and intermediate(s) in and out of the manufacturing areas. Information should be presented with respect to adjacent areas or rooms that may be of concern for maintaining integrity of the product.

Information on all developmental or approved products manufactured or manipulated in the same areas as the applicant's product should be included.

A summary description of product-contact equipment, and its use (dedicated or multi-use) should be provided. Information on preparation, cleaning, sterilisation, and storage of specified equipment and materials should be included, as appropriate.

Information should be included on procedures (e.g., cleaning and production scheduling) and design features of the facility (e.g., area classifications) to prevent contamination or cross-contamination of areas and equipment, where operations for the preparation of cell banks and product manufacturing are performed.

3.2.A.2: Adventitious Agents Safety Evaluation (name, dosage form, manufacturer)

Information assessing the risk with respect to potential contamination with adventitious agents should be provided in this section.

For non-viral adventitious agents: Detailed information should be provided on the avoidance and control of non-viral adventitious agents (e.g., transmissible spongiform encephalopathy agents, bacteria, mycoplasma,

fungi). This information can include, for example, certification and/or testing of raw materials and excipients, and control of the production process, as appropriate for the material, process and agent.

For further guidance refer WHO Recommendations for the evaluation of animal cell cultures as substrates for manufacture of biological medicinal products and for characterization of cell banks. TRS 978 annex 3.

For viral adventitious agents: Detailed information from viral safety evaluation studies should be provided in this section. Viral evaluation studies should demonstrate that the materials used in production are considered safe, and that the approaches used to test, evaluate, and eliminate the potential risks during manufacturing are suitable.

For further guidance refer ICH Q5A, Q5D, and Q6B.

Materials of Biological Origin: Information essential to evaluate the virological safety of materials of animal or human origin (e.g. biological fluids, tissue, organ, cell lines) should be provided. (See related information in 3.2.S.2.3, and 3.2.P.4.5). For cell lines, information on the selection, testing, and safety assessment for potential viral contamination of the cells and viral qualification of cell banks should also be provided. (See related information in 3.2.S.2.3).

Testing at appropriate stages of production: The selection of virological tests that are conducted during manufacturing (e.g., cell substrate, unprocessed bulk or post viral clearance testing) should be justified. The type of test, sensitivity and specificity of the test, if applicable, and frequency of testing should be included. Test results to confirm, at an appropriate stage of manufacture, that the product is free from viral contamination should be provided. (See related information in 3.2.S.2.4 and 3.2.P.3.4).

Viral Testing of Unprocessed Bulk: In accordance with Q5A and Q6B, results for viral testing of unprocessed bulk should be included.

Viral Clearance Studies: In accordance with Q5A, the rationale and action plan for assessing viral clearance and the results and evaluation of the viral clearance studies should be provided. Data can include those that demonstrate the validity of the scaled-down model compared to the commercial scale process; the adequacy of viral inactivation or removal procedures for manufacturing equipment and materials; and manufacturing steps that are capable of removing or inactivating viruses. (See related information in 3.2.S.2.5 and 3.2.P.3.5).

For further guidance refer ICH Q5A, Q5D, and Q6B.

3.2.A.3 Excipients

3.2.R: SUMMARY LOT PROTOCOLS

Summary lot protocols should be provided. This should be in accordance with the *WHO lot release protocol for vaccines by NRA*.

3.3 LITERATURE REFERENCES

Key literature referenced should be provided, if applicable.

MODULE 4: NON-CLINICAL INFORMATION - Submit in Searchable PDF

Pre-clinical testing is a prerequisite to moving a candidate vaccine from the laboratory to the clinic and includes all aspects of testing, product characterization, proof of concept/ immunogenicity studies and safety testing in animals conducted prior to clinical testing in humans.

Non-clinical studies should comply with the World Health Organization's Guidelines on Non-Clinical Evaluation of Vaccines, WHO Technical Series No. 927, 2005, or most recent version.

The submission in this section should be organised as summarised below:

4.1 Table of contents of module 4

4.2 Reports on studies

4.2.1 Pharmacology

4.2.1.1 Pharmacodynamic studies (immunogenicity of the vaccine)

4.2.1.2 Pharmacodynamic studies of adjuvants (if applicable)

4.2.2 Pharmacokinetics

Pharmacokinetic studies, when applicable depending on the type of vaccine or when new substances for example so called "Novel" adjuvants are used in the formulation of the product, new routes of administration, or pharmaceutical forms that require the respective pharmacokinetic evaluation.

4.2.3 Toxicology

4.2.3.1 General toxicology

Information should be presented on:

- 4.2.3.1.1 Design of the study and justification of the animal model
- 4.2.3.1.2 Animal species used, age, group size
- 4.2.3.1.3 Dose, route of administration, and control groups
- 4.2.3.1.4 Parameters monitored
- 4.2.3.1.5 Local tolerance
- 4.2.3.2 Special toxicology for vaccines (when applicable)
 - 4.2.3.2.1 Special immunological investigations
 - 4.2.3.2.2 Toxicity studies in special populations
 - 4.2.3.2.3 Genotoxicity and carcinogenicity studies, when applicable
 - 4.2.3.2.4 Reproductive toxicity studies for vaccines to be administered to pregnant women or individuals of fertile age.

4.2.4 Special considerations

4.2.4.1 Live attenuated vaccines

An evaluation should be presented of the possibility of microorganism shedding through natural avenues of excretion.

- 1.2.4.2 In the case of new substances incorporated into the formulation (new

1.2.4.3 adjuvants, stabilizers, additives) other routes of administration, and new combined vaccines, submit the corresponding toxicology studies.

Further guidance refer WHO TRS 927 (2005) Annex 1: WHO guidelines on nonclinical evaluation of vaccines and WHO TRS 987 (2013), Annex 2: WHO Guidelines on the nonclinical evaluation of vaccine adjuvants and adjuvanted vaccines

4.3. Literature references

Include literature references if used.

MODULE 5: CLINICAL STUDIES - Submit in Searchable PDF

This section details Particulars of tests, which have been performed in humans regarding the safety and efficacy of the vaccine. Clinical studies shall be designed and conducted to meet WHO and ICH GCP principles.

Tabulated summary: The applicant shall provide tabulated summary of the clinical development program of the vaccine, including any critical parameters that may have changed during the clinical development.

Clinical summary: Provide detailed summary and interpretation of the safety, efficacy and immunogenicity data obtained from clinical studies that supports the current prescribing information.

Clinical Expert Report: Applicant shall provide an independent clinical expert report on the clinical studies (evidence of expertise and independence should be provided)

The clinical studies should follow the World Health Organization's Guidelines on Clinical Evaluation of Vaccines: Regulatory Expectations. The current version should be consulted. Further important information can be found in the EMA Guideline EMEA/CHMP/VWP/164653/2005.

5.1 Table of contents of Module V

5.2 Reports of Clinical studies

5.2.1 Phase I studies

These are intended to define the safety and reactogenicity of the vaccine and to seek preliminary information on immunogenicity. Dose and route of administration should be evaluated with respect to these parameters. Generally, these studies are conducted on small groups of immune competent healthy adults (50-200) who usually present low risk of being infected by the disease the vaccine is intended for.

5.2.2 Phase II studies

After the studies in phase I have been completed or sufficient information is obtained to demonstrate satisfactory results, the phase II studies can begin. The main distinction between the two phases, is that the phase II studies involve a large number of subjects (200-600) and are usually controlled and randomized. The main objectives of these studies are to demonstrate the immunogenicity of the active(immunogenic) component(s) and safety in the target population. The phase II studies should define the optimum dose, the vaccination schedule, and most importantly, safety, prior to beginning phase III.

5.2.3 Phase III studies

The Phase III studies are large scale studies designed to obtain data on the efficacy and safety of the vaccine. These studies are usually carried out in large populations to evaluate the efficacy and safety to the formulation(s) of the immunologically active component(s).

The populations should be less restricted and should contain less exclusion criteria than studies in Phase II, so that the results of Phase III studies can better extrapolated to the general population. Different ethnic subpopulations including African natives and different age groups depending on the kind of preventable disease should be included.

Several thousand subjects can be enrolled in these studies (the number will be defined by the end point of the study). Serological data are collected (for at least one immunized population subgroup) with the idea of establishing a correlation between clinical efficacy and immunogenicity, although this cannot always be established. The type of vaccine and other relevant factors (incidence of disease, immunological markers, and safety) will determine the duration of the follow-up on these studies and the number of participants.

Depending on the nature of the disease pre-immunization antibody titers may be very important for sufficient evaluation of the efficacy and safety of the vaccine and should be fully evaluated (for example Dengue fever). In case of high pre- immunization antibody titers results after vaccination may not transferable to a naïve population. At minimum 3000 participants should be evaluated for safety reasons. Depending on the disease, placebo or an active comparator design can be appropriate. Efficacy analysis should always be submitted including the per protocol and the ITT analysis.

The phase III clinical studies should be performed using at least three lots manufactured on the industrial or production scale to be used routinely (in the majority of countries).

5.2.4 Special considerations

Depending on the type of vaccine, apart from the clinical studies on immunogenicity, efficacy, and reactogenicity, it may be necessary to evaluate microorganism shedding in the case of live vaccines, interaction with other vaccines, and interference with maternal antibodies.

In special situations with well-known complications of precursor vaccines, the new product must be evaluated in well-designed safety studies with adequate endpoints (for example rotavirus vaccines and intussusception). In general, and especially if so called “novel adjuvants” are used, careful evaluation of new onset of autoimmune diseases (NOAD) and new onset of chronic diseases (NOCD) is mandatory.

5.2.5 Adjuvants

Evidence and scientific support that justifies the use of adjuvants, when applicable. The use of a so called “novel adjuvant” should be justified by superior efficacy compared to non-adjuvant or conventionally adjuvant products (for example aluminum salts). The potential risk of the so called “novel adjuvant” on the incidence of new onset of autoimmune diseases (NOAD) and new onset of chronic diseases (NOCD) must be fully evaluated.

5.2.6 Phase IV studies

Depending on the type of application for market authorization, approval in other countries, or depending on the type of vaccine, a phase IV study protocol or the results of studies that have already been performed, will be required. For new vaccines, a pharmacovigilance plan should be presented.

1.2.7 Combined vaccines or vaccines made by follow-on manufacturers

Submit information on bridging studies performed to ensure the non-inferiority of the vaccine under evaluation compared with the reference vaccine, supporting immunogenicity, reactogenicity, safety, and efficacy, when applicable.

5.3 POST MARKET SURVEILLANCE FOR VACCINE

In this section, applicant should provide the following post approval commitments:

- An outline of the post marketing pharmacovigilance plan for the vaccine.
- Periodic benefit-risk evaluation report in accordance with ICH Guideline E2C(R2) Clinical Safety Data Management: Periodic benefit risk evaluation report
- In the case of vaccines that have recently been registered/ licensed, applicant should provide information on any on-going phase IV studies or on any active monitoring of the safety profile that is taking place including adverse events following immunization (AEFI).
- Risk management plan.

Further requirements can be obtained in the *WHO TRS 924 (2004) Annex 1*, *WHO TRS 850 (1995) Annex 3* and *ICH E2E*.

Annex I:

APPLICATION FORM FOR REGISTRATION OF HUMAN VACCINE IN KENYA

Form 1	APPLICATION FOR REGISTRATION OF HUMAN VACCINE PRODUCT	
To	THE REGISTRAR PPB OFFICES, LENANA ROAD, DRUG REGISTRATION DEPARTMENT, P.O. BOX 27663-00506, NAIROBI.	
Application Number		
Date of submission of the dossier		
Name of the 1st Assessor		Signature
Name of the 2nd Assessor		Signature
Date of 1st Assessment		
Date of 2nd Assessment		
CONCLUSION OF THE ASSESSMENT RECOMMENDED <i>(no outstanding issues)</i> QUERY RAISED <i>(Indicate the sections where query is raised)</i> REJECTED <i>(indicate the module(s) that led to the rejection)</i> <i>(Please delete which does not apply)</i>		
TYPE OF APPLICATION – HUMAN PRODUCT		
MODULE 1: ADMINISTRATIVE INFORMATION		
SECTION 1: PARTICULARS OF THE PRODUCT		

1.11 Name and address of Applicant	
Company name: Address: Country: Telephone: E-Mail:	
1.12 Type of Medicinal Product Application (Tick where appropriate)	
New (Innovator) OR Generic(Traditional/Follow on vaccines.	
<i>For PPB use only</i>	
1.2	Trade/Proprietary name (proprietary Product name):
<i>For PPB use only</i>	
1.3	Approved / INN / generic name of the immunogenic substance
<i>For PPB use only</i>	
1.4	Strength of immunogenic substance(s) per unit dosage form of the product and specifications of the immunogenic substance(s), including the reference/ monograph standard for each immunogenic substance(s).
<i>For PPB use only</i>	
1.5	Dosage form
1.5.1	Pharmaceutical Dosage form of the product:
1.5.2	Specifications of the Finished Pharmaceutical Product:

1.5.3	Route(s) of administration (use current list of standard terms - European Pharmacopoeia):
<i>For PPB use only</i>	
1.6	Packing/Pack size of the product:
1.6.1	Pack size:
1.6.2	Primary packing materials:
1.6.3	Secondary packing materials:
<i>For PPB use only</i>	
1.7	Visual Description of the product (Add as many rows as necessary)
<i>For PPB use only</i>	

1.8	1.8 Proposed Shelf life of the product (in months):
1.8.1	Proposed shelf life (after reconstitution or dilution) (if applicable):
1.8.2	Proposed shelf life (after first opening container):
1.8.3	Proposed storage conditions:
1.8.4	Proposed storage conditions after first opening:
<i>For PPB use only</i>	
1.9	Pharmacotherapeutic group and ATC Code
1.9.1	Pharmacotherapeutic group:
1.9.2	ATC Code:
1.9.3	If no ATC code has been assigned, please indicate if an application for ATC code has been made:
1.9.4	Proposed indication(s) for the product:
<i>For PPB use only</i>	
1.10	Indicate Legal category
1.10.1	POM (Prescription only Medicine) unless otherwise, provide justification)
<i>For PPB use only</i>	
1.11	Country of origin or country of release:
<i>For PPB use only</i>	
1.12	Product Marketing Authorisation in the country of origin. (Attach

	certificate of pharmaceutical product from competent regulatory authority) If not registered, state reasons
<input type="checkbox"/> Authorised Country: Date of authorisation: Proprietary name: Authorisation number: <input type="checkbox"/> Refused Country: Not applicable Date of refusal (dd-mm-yyyy): Reason for Refusal:	<input type="checkbox"/> Withdrawn (by applicant after authorisation) Country: Date of withdrawal (dd-mm-yyyy): Proprietary name: Reason for withdrawal: <input type="checkbox"/> Suspended/revoked (by competent authority) Country: Not applicable date of suspension/revocation (dd-mm-yyyy): Reason for suspension/revocation:
<i>For PPB use only</i>	
1.12.1	Registration status from countries with Stringent Regulatory Authorities (SDRAs) where applicable SDRAs - Documents to be attached:
<i>For PPB use only</i>	
1.12.2	List of countries in which a similar application has been submitted
<i>For PPB use only</i>	
1.12.3	Statement on whether an application for the Marketing Authorisation has been previously rejected, withdrawn or repeatedly deferred in the EAC Partner States
<i>For PPB use only</i>	
1.12.4	Certificates of approval of Drug Substances(s)/ immunogenic s substance(s) Master (DMF) by Stringent Regulatory Authority
<i>For PPB use only</i>	

1.12.5	Manufacturing Licence and Product Licence
<i>For PPB use only</i>	
1.13	Certificate of Analysis from a WHO Prequalified Laboratory in Kenya and the lot release certificate issued by the regulatory authority of country of origin for those samples submitted with the application
<i>For PPB use only</i>	
1.14	Name(s) and complete address (es) of the manufacturer(s)
1.14.1	Name and complete address(es) of the manufacturer(s) of the FPP, including the finished pharmaceutical product release if different from the manufacturer.
<p><u>Marketing Authorisation Holder:</u></p> <p>Company name:</p> <p>Address:</p> <p>Country:</p> <p>Telephone:</p> <p>E-Mail:</p> <p><u>Manufactured By:</u></p> <p>Company) Name:</p> <p>Address:</p>	

Country:.

Telephone:

Telefax :

If the manufacturer is different to 1.1 above, explain the relationship

1.14.2

Name(s) and complete address (es) of the manufacturer(s) of the active immunogenic substance

The active immunogenic substance: (Add as many rows as necessary)

Company) Name:

Office Address :

Country :

Telephone :

Fax :

Contact Person :

E-mail :

For PPB use only

1.15

Compliance to Good Manufacturing Practice (GMP) and Good Clinical Practice

1.15.1

Good Manufacturing Practice (GMP) from PPB

1.15.2

Good Clinical Practice (GCP) or Good Laboratory Practice (GLP)

For PPB use only

1.16 .1

Name and complete address of the Local Technical Representative of Manufacture (for finished pharmaceutical Product)

Company name:

Address:

Country:

Telephone:

E-Mail:

If the Local Technical Representative is different to 1.1 above, explain and provide evidence for the relationship:

1.16 .2

Name and address (physical and postal) of the person or company responsible for pharmacovigilance

Company name:

Address:

Country:

Telephone:

E-Mail:

For PPB use only

1.17	Product Information
1.17.1	Summary of Product Characteristics (SPC):
1.17.2	Prescribers/Patient information leaflet:
1.17.3	Mock-ups and Photo scan of the product:

1.18

1.18 Batch number(s) and Batch Types of the final product used in

Clinical studies			
Stability studies			
Validation/production scale batches			

Comments:

Comments [e.g., batch size, explanation of NA (not applicable) answers]

Quantitative composition (Administration Unit) of the immunogenic substance(s) and excipient(s)

A note should be given as to which quantity the composition refers (e.g. per ml).

Ingredients	Administration Unit		Clinical studies [batch number(s)]		Primary stability [batch number (s)]		Production [batch number (s)]	
	Quantity / dosage unit	Unit of measure	Quantity / dosage unit	Unit of measure	Quantity / dosage unit	Unit of measure	Quantity / dosage unit	Unit of measure
Active (Name of immunogen(s))								
1								
2								
e.t.c								
Name Excipients:								
1								
2								
e.t.c								

Active (Name of immunogen(s))

1								
2								
e.t.c								

Name Excipients:

1								
2								
e.t.c								

Note: Only one name for each substance should be given in the following order priority: INN, Pharmacopoeia, common name, scientific name.

	<p>State the reference/monograph standard such as British Pharmacopeia, United States Pharmacopeia, Ph. Eur, Japanese Pharmacopeia, In-house monograph</p> <p>e.t.c. used for Finished Medicinal Product.</p>
1.20	<p>Name and address (physical and postal) of the Contract Research Organisation(s) where the clinical studies of the product were conducted. (If applicable)</p>
<p>Name: N/A</p> <p>Company name:</p> <p>Address:</p> <p>Country:</p> <p>Telephone:</p> <p>Telefax:</p> <p>E-Mail:</p>	

1.21 DECLARATION BY AN APPLICANT

I, the undersigned certify that all the information in this form and accompanying documentation is correct, complete and true to the best of my knowledge. I further confirm that the information referred to in my application dossier is available for verification during GMP inspection.

I also agree that I shall carry out pharmacovigilance to monitor the safety of the product in the market and provide safety update reports to the National Medicines Regulatory Authority.

I further agree that I am obliged to follow the requirements of Kenya, and Legislations and Regulations which are applicable to medicinal products.

Name:

Position in the company:

Signature:

Date:

Official stamp:.....

** Note: If fees have been paid, attach proof of payment*

PPB use only

OVERALL QUERIES AND RECOMMENDATIONS FOR THIS MODULE

Annex II:

EXPERT DECLARATION FORM

The following is an example of a suitable declaration form:

Quality /Non-clinical / Clinical (delete those not appropriate)

I, the undersigned, declare that I have:

- i. the suitable technical or professional qualifications to act in this capacity
(for more information, refer to the enclosed curriculum vitae).

- ii. fully examined the data provided by the applicant and have provided references to the literature to support statements made that are not supported by the applicant's original data. This report presents an objective assessment of the nature and extent of the data.
- iii. provided a report based on my independent assessment of the data provided.
- iv. based my recommendations, regarding suitability for registration, on the data provided herewith. I have considered the attached data and have recommended as to suitability for registration of the intended dose forms and presentations according to the proposed product information document.

I further declare that this expert report represents my own view.

Further, I declare the following to be the full extent of the professional relationship between the applicant and myself:

.....

Annex III

MODULE 2.3: QUALITY OVERALL SUMMARY

2.3. S Immunogenic substance (name, manufacturer)

2.3. S.1 General information, starting materials and raw materials

2.3. S.1.1 Nomenclature

- (a) WHO or Pharmacopoeal name(s)
- (b) Biological name
- (c) For combination vaccines (names of immunogenic substances)
- (d) Chemical modification/conjugation of the immunogenic substance

2.3. S.1.2 Structure

- (a) Structural formula
- (b) Schematic amino acids sequence/molecular formula
- (c) Relative molecular mass

2.3.S.1.3 Physicochemical Characterization and Biological Activity

3.2.S.1.3.1 Physicochemical Characterization

3.2.S.1.3.2 Biological Activity

2.3.S.1.4 General description of the starting materials of biological origin used to obtain or extract the immunogenic substance

2.3.S.1.5 General description of the raw materials

2.3.S.1.6 Analytical certificates signed by the manufacturer and the applicant

2.3. S.2 Manufacture of the immunogenic substance (name, Manufacturer)

2.3. S.2.1 Manufacturer(s)

(a) Name, address and responsibility (e.g. fabrication, packaging, labelling, testing, and storage) of each manufacturer, including contractors and each proposed production site or facility involved in these activities:

Name and address (including block(s)/unit(s))	Responsibility

(b) Manufacturing authorization for the production of API(s) and, where available, certificate of GMP compliance (GMP information should be provided in *Module 1*):

2.3. S.2.2 Immunogenic substance manufacturing process

- (a) Flow diagram of manufacturing process
- (b) Narrative description of the manufacturing process (es)
- (c) In process holding steps
- (d) Description of lot identification system
- (e) Description and validation of the inactivation or detoxification process
- (f) Description of the purification process
- (g) Description of the conjugation process
- (h) Stabilization of the immunogenic substance
- (i) Reprocessing (if applicable)
- (j) Filling Procedure

2.3. S.2.3 Control of critical steps and intermediates

- (a) Critical steps in the process and controls performed
- (b) Description of sampling procedures

2.3.S.2.4 Process Validation and/or evaluation

2.3. S.3 Characterization of the immunogenic substance

- (a) Details of analytical testing
- (b) Impurities
 - (i) Product related Impurities
 - (ii) Process related Impurities

2.3. S.4 Control of the Immunogenic Substance

2.3. S.4.1 Specifications

2.3. S.4.2 Description of Analytical Procedures

2.3. S.4.3 Analytical Method validation

2.3. S.4.4 Batch analysis and Production consistency

2.3. S.4.5 Justification of the quality specifications

2.3. S.5 Reference Standards or Materials (name, manufacturer)

- (a) Source (including lot number) of primary reference standards or reference materials
(e.g. Ph.Int., Ph.Eur., BP, USP, in-house)
- (b) Characterization and evaluation of non-official (e.g. not from an officially recognized pharmacopoeia) primary reference standards or reference materials (e.g. elucidation of structure, certificate of analysis)
- (c) Description of the process controls of the secondary reference standard (comparative certificate of analysis and IR spectra against primary standard)

2.3. S.6 Packaging and container closure system of the immunogenic substance

2.3. S.7 Stability of the immunogenic substance

- (a) Stability Studies Protocol
- (b) Stability program or stability commitment
- (c) Stability data
- (d) Stability studies conclusion and proposed storage and transportation conditions

2.3. P FINISHED IMMUNOGENIC PRODUCT (NAME, MANUFACTURER)

2.3. P.1 Description and Composition

- (a) Description of the finished immunogenic product
- (b) Composition of the finished immunogenic product

Component and quality standard (and grade, if applicable)	Function	Strength (label claim)					
		Quant. per unit or per mL	%	Quant. per unit or per mL	%	Quantity per unit or per mL	%
<complete with appropriate titles							
Subtotal 1							
<complete with appropriate title							
Subtotal 2							
Total							

- (c) Type of container closure system used for the FPP and accompanying reconstitution diluents, if applicable:

2.3. P.2 Pharmaceutical Development

2.3. P.2.1 Compatibility of Immunogenic Substance with other components

2.3. P.2.2 Adjuvant, preservative, stabilizers, and excipients

2.3. P.2.3 Development of the manufacturing process

2.3. P.2.4 Container closure system

2.3. P.3 Manufacture processes of the finished immunogenic product

2.3. P.3.1 Manufacturer(s)

- (a) Name, address and responsibility (e.g. fabrication, packaging, labelling, and testing) of each manufacturer, including contractors and each proposed production site or facility involved in manufacturing and testing:

Name and address (include block(s)/unit(s))	Responsibility

- (b) Manufacturing authorization, marketing authorization and, where available,

WHO-type certificate of GMP (GMP information should be provided in *Module 1*):

2.3. P.3.2 Batch Formula

Largest intended commercial lot size:

Other intended commercial lot sizes:

- (a) List of all components of the finished immunogenic product to be used in the manufacturing process and their amounts on a per batch basis;

2.3. P.3.3 Description of the manufacturing process

- (a) Flow diagram of the manufacturing process

- (b) Narrative description of the manufacturing process, including equipment type and working capacity, process parameters:

2.3. P.3.4 Controls of Critical Steps and Intermediates

- (a) Summary of controls performed at the critical steps of the manufacturing process and on isolated intermediates:

Step (e.g. granulation, compression, coating)	Controls (parameters/limits/frequency of testing)

2.3. P.3.5 Validation and/or evaluation of the processes

2.3. P.3.6 Description of the batch identification system

2.3. P.4 Control of the adjuvant, preservative, stabilizers, and excipients

2.3. P.4.1 Specifications

- (a) Summary of the specifications

2.3. P.4.2 Analytical Procedures

Summary of the analytical procedures for supplementary tests

2.3. P.4.3 Validation of Analytical Procedures

- (a) Summary of the validation information for the analytical procedures for supplementary tests (where applicable)

2.3. P.4.4 Justification of Specifications

- (a) Justification of the specifications (e.g. evolution of tests, analytical procedures and acceptance criteria, exclusion of certain tests, differences from officially recognized compendial standard(s)):

2.3. P.4.5 Excipients of Human or Animal Origin

- (a) For FPPs using excipients without risk of transmitting agents of animal spongiform encephalopathies, a letter of attestation confirming this can be found in:
- (b) CEP(s) demonstrating TSE-compliance can be found in:

2.3. P.4.6 Novel Excipients

2.3. P.5 Control of finished immunogenic product

2.3. P.5.1 Specifications of the immunogenic product

2.3. P.5.2 Analytical Procedures

- (a) Summary or references to analytical procedures

2.3. P.5.3 Validation of Analytical Procedures

- (a) Summary or references to the validation information

2.3. P.5.4. Lot consistency and analysis

- (a) Description of the lots:

Strength and batch number	Batch size	Date and site of production	Use (e.g. clinical, comparability studies etc)

2.3. P.5.5 Characterization and/or determination of impurities

2.3. P.5.6 Justification of Specification(s)

3.2. P.5.7 Analytical certificates

2.3. P.6 Reference Standards or Materials

- (a) Source (including lot number) of primary reference standards or reference materials (e.g. Ph.Int., Ph.Eur., BP, USP, in-house) *not* discussed in 3.2.S.5:
- (b) Characterization and evaluation of non-official primary reference
- (c) Description of the process controls of the secondary reference standard

2.3. P.7 Container Closure System

- (a) Description of the container closure systems, including unit count or fill size, container size or volume:

Description (including materials of construction)	Strength/concentration	Unit count or fill size	Container size (e.g. 1ml, 2ml, 5ml, etc.)

2.3. P.8 Stability of the Finished Immunogenic Product

2.3. P.8.1 Protocols and results of the stability study that justify the proposed validity period.

- (a) Summary of accelerated and long-term testing parameters (e.g. studies conducted):

Storage conditions (°C, % RH)	Strength and batch number	Batch size	Container closure system	Completed (and proposed) test intervals

- (b) Proposed storage statement and shelf-life (and in-use storage conditions and in-use period, if applicable):

Container closure system	Storage statement	Shelf-life

2.3. P.8.2 Post-approval stability program

- (a) Stability protocol for *Primary stability batches*, Commitment batches and Ongoing batches

2.3. P.8.3 Stability Data

- (b) The actual stability results should be provided in *Module 3*.
- (c) Summary of analytical procedures and validation information for those procedures *not* previously summarized in 2.3.P.5 (e.g. analytical procedures used only for stability studies):
- (d) Data to support freeze thaw cycles recommended

2.3. P.8.4 Description of the procedures used to guarantee the cold chain

2.3. A APPENDICES

3.2.A.1 Facilities and Equipment (name, manufacturer)

3.2.A.2 Adventitious Agents Safety Evaluation (name, dosage form, manufacturer)

3.2.A.3 Excipients

3.2. R: Summary lot protocols

Revision History

Revision No	Date	Author	Section(s) Revised	Description of the Change
1	11.01.2022	QAO	DOCUMENT NUMBER	Changed to PPB/HPT/PER/GUD/012 FROM PPB/PER/MED/GUD/012
2	11.01.202	QAO	Authorization section	Changed from Registrar to CEO

All rights reserved:

This is a controlled document. It shall not be copied without authorization from the Manager Quality Management or Director of Business Support or Registrar.

Only originals or authorized copies shall be used as working documents.